

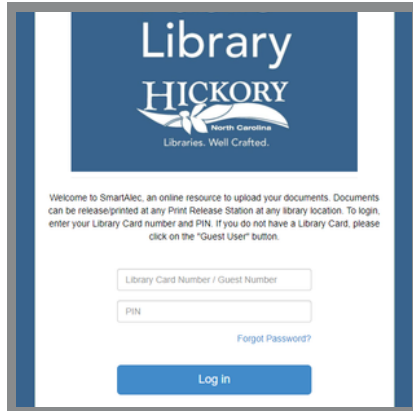
Wireless Printing Steps: Website

LIBRARY CARD HOLDERS

To access Smart Alec online, visit <https://bit.ly/3Z8dCfy>

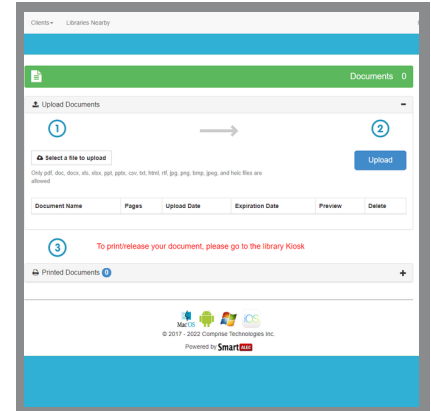
1

Login using your library card number and PIN



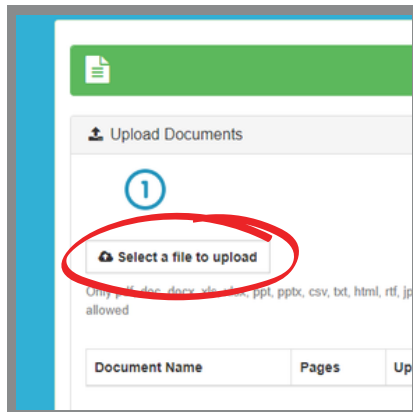
2

You will be taken to the Smart Alec homepage



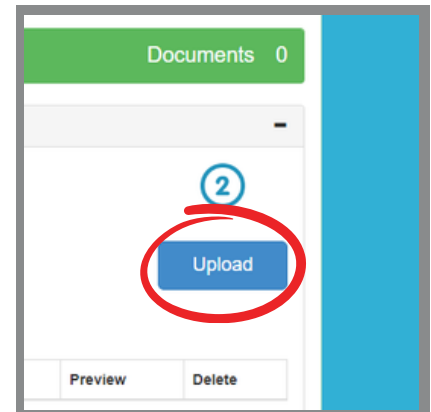
3

From the homepage, click "Select a file to upload"



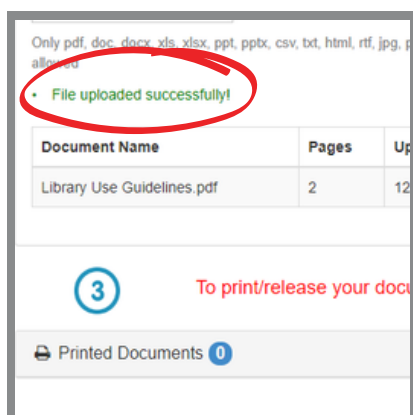
4

Locate your file and click "Open" and then "Upload"



5

You will see the document and message "file uploaded successfully"



6

The document is now ready to print at any Library kiosk

